



## Property Highlights

- 2,249± sf of retail right along the Riverfront in Biddeford
- Prior use was a bar, ideally positioned for another bar or restaurant to take over
- Second Entrance into the space from the Riverwalk pathway, a planned upgrade by the city
- Access to a shared 1,500 sf patio, directly in front of the unit
- Located in the recently renovated Riverdam Mill with other major developments planned in the immediate vicinity
- Classic brick and beam mill finishes

**Owner:** Port Property Management

**Building Size:** 54,515± SF

**Available Space:** 2,249± sf

**Parking:** Shared on-site parking in front of building, public garage on Pearl St

**Sprinkler:** Yes, wet

**Signage:** Facade and window signage available



**HVAC:** Mini Split (Heat Pumps)

**Restrooms:** Yes, One (1)

**Elevator:** Yes

**Lease Rate:** \$16.00/SF NNN

**NNN's:** \$4.64/SF








## CONTACT



**Peter Gwilym**

Broker  
c: 207-272-4262  
o: 207-747-1515  
pgwilym@portacompany.com



**Emmett Peoples**

Associate  
c: 207-400-4939  
o: 207-747-1515  
epeoples@portacompany.com

This information has been obtained from sources believed reliable and is intended for informational use only. The information contained herein has not been verified for accuracy or completeness. It is recommended that prospective tenants and buyers conduct their own inspection of the property and verify all information. Any reliance on this information is solely at your own risk. Photos herein are the property of their respective owners. Use of these images without the express written consent of the owner is prohibited.